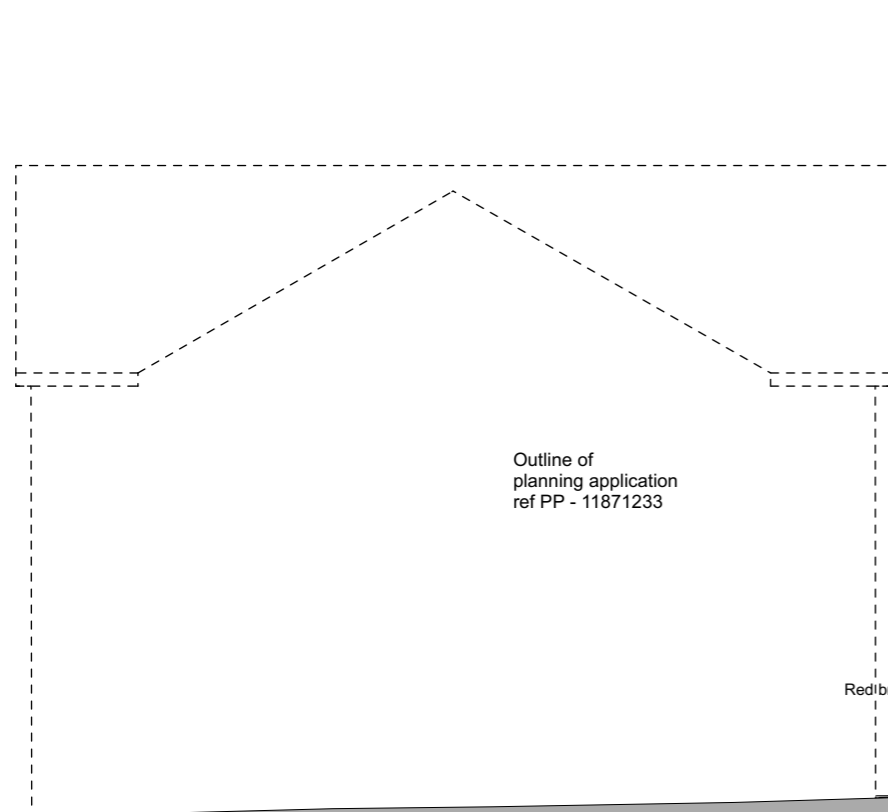
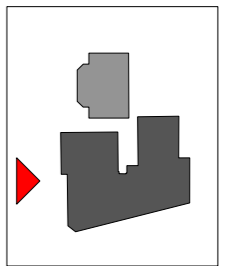
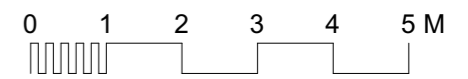


WEST ELEVATION EXISTING



Outline of
planning application
ref PP - 11871233



WEST ELEVATION
PROPOSED

Redbrick infill to match existing

White Upvc windows
to match existing

White render areas maintained



Unit 4,
Observation Court
84 Princes Street,
Ipswich, IP1 1RY
T: 01473 226138
F: 01473 760138
admin@beanland.org.uk
www.beanland.org.uk

Project Title:	77-83 WEST ROAD SOUTHEND-ON-SEA
Client:	LANDS PARTNERS
Sheet Title:	EXISTING AND PROPOSED SIDE ELEVATION

Project ID:	3002A
Scale:	1:100 @ A3
Drawn By:	AH
Checked By:	xx
Issue Date:	xx/xx/xx
Plot Date:	xx/xx/xx
Drawing status:	PLANNING



RIBA
Chartered Practice

Unless otherwise agreed, this drawing is
© Beanland Associates Architects Limited
For 'For Construction' Status drawings; do not scale
from this drawing, work to figured dimensions

Drawing No: 3002A_201revD